

PARTY CANOPY BOX (10 X 10) INSTRUCTION SHEET

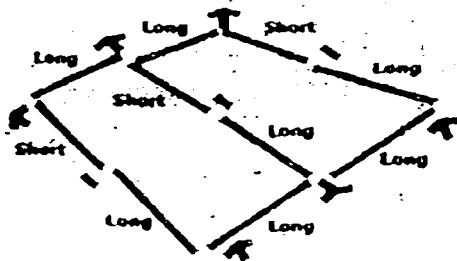
- A. Place the roof pipes on the ground with the correct fittings next to it as illustrated in diagram 1.
- B. Connect the pipes and fittings as illustrated in diagrams 2. There are two different size pipes. (Short and Long).
- C. Drape tarp over roof frame and secure the corners first onto the frame by using the ball tie downs as illustrated in diagrams 3 and 4.
- D. Once the corners are fastened, place ball tie downs through all grommet holes and loop around pipe as illustrated in diagram 4.
- E. Lift one side of roof and slide in the leg poles, then lift other side and insert the remaining leg poles as illustrated in diagram 5.

ADDITIONAL INSTRUCTIONS FOR YOUR SAFETY

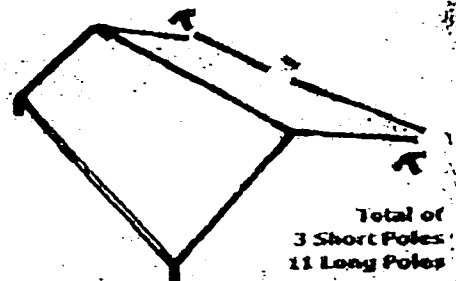
- A. In windy areas, the canopy can be anchored by using cement blocks, sand bags or plastic water filled jugs tied down with rope looped through the roof frame.
- B. In regions where heavy snow fall may occur, snow must not be allowed to accumulate on the roof as the weight may cause structure to collapse.

HOW TO SET UP A TENT

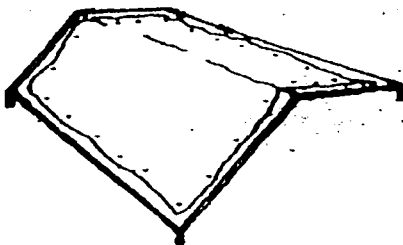
1



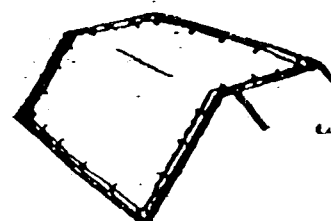
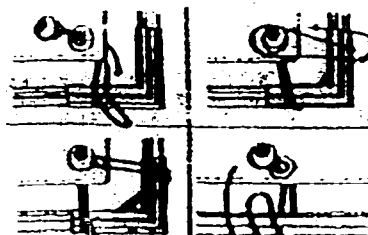
2



4



5



ADDITIONAL ACCESSORIES THAT MAY BE ORDERED

MESH SHADE TARP - A mesh tarp instead of the silver is ideal in windy regions.

-This tarp provides 70% shade and allows partial wind and rain to pass; thus, making it perfect for nursery beds that need protection from heavy downpours.

-Make your own cement weight by inserting this fitting into a container filled with cement mix.

-Cement Block will make your canopy more strong in windy regions.

-Foot Pads will prevent your canopy legs from sliding or damaging floors.

-These can be hammered through the holes on the base plate of foot pads to prevent shifting and hold the canopy down.

BALL TIE DOWNS - Available in short, medium, and long.

-These accessories can convert your existing canopy into a canopy with side covers for more protection.
-Simply order: 4-FOLIAW fittings
1-10x16 silver tarp (allow 2' cover down on both sides or a 10x20 silver tarp allows 4' coverage down both sides.)
10-Ball tie downs

-You will also need to purchase from any hardware store, 2 pieces of 3/4" fence tubing cut to 10' each.

CEMENT WEIGHT

CEMENT BLOCK

FOOT PADS

TENT NAIL STAKES

BALL TIE DOWNS

SIDE COVERED CANOPY CONVERSION

